



JOHN F KENNEDY

CATHOLIC SCHOOL

---

INSPIRE • ACHIEVE • SERVE

# Year 11 Raising Achievement

## Mathematics

# GCSE Maths examination



JOHN F KENNEDY  
CATHOLIC SCHOOL

Students will sit three examinations.

One paper is Non-calculator.

Two papers are Calculator papers.

The examination board is Edexcel.



# Planning Revision - Get organised



JOHN F KENNEDY  
CATHOLIC SCHOOL

- Organise your work - books, worksheets, past papers.
- Organise maths equipment - pens, pencils, ruler, rubber, sharpener, compass, protractor and calculator.
- Organise revision resources - coloured pens, index cards, post it notes etc.





# Planning revision - What to revise



JOHN F KENNEDY  
CATHOLIC SCHOOL

- Look which topics you have got wrong on the past papers completed for homework to decide which topics to focus on first.
- Use your RAG sheet from your mock exam, start with the amber topics and then move onto the red.

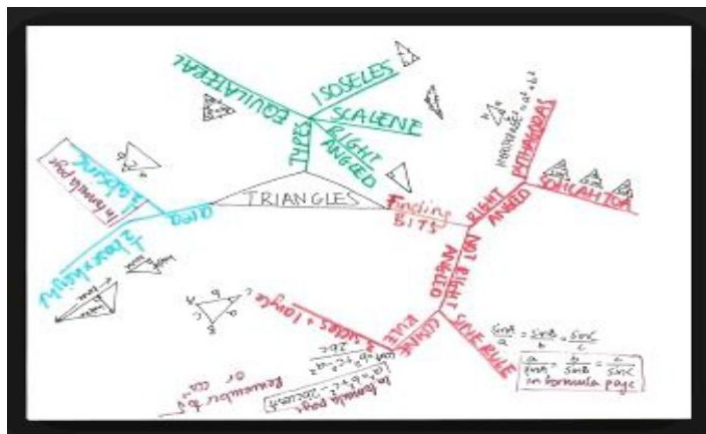


# Planning revision - How to revise



JOHN F KENNEDY  
CATHOLIC SCHOOL

- Actively do maths: past papers, questions, mind maps, flash cards etc.
- Reading through notes for Maths does not work!



Write your name here

Surname: \_\_\_\_\_ Other names: \_\_\_\_\_

Pearson Edexcel Centre Number: \_\_\_\_\_ Candidate Number: \_\_\_\_\_  
Level 1/Level 2 GCSE (9-1)

**Mathematics**  
Paper 2 (Calculator)  
Foundation Tier

Thursday 7 June 2018 - Morning  
Time: 1 hour 30 minutes  
Paper Reference: **1MA1/2F**

You must have: Pencil, protractor in centimetres and millimetres, protractor, pair of compasses, pen, HB pencil, eraser, calculator. Tracing paper may be used.

Total Marks: \_\_\_\_\_

- Instructions
- Use black ink or ball-point pen.
  - Fill in the boxes at the top of this page with your name, centre number and candidate number.
  - Answer all questions.
  - Answer the questions in the spaces provided – there may be more space than you need.
  - You must show all your working.
  - Diagrams are NOT accurately drawn, unless otherwise indicated.
  - Calculators may be used.
  - If your calculator does not have a  $\pi$  button, take the value of  $\pi$  to be



# Flash Cards

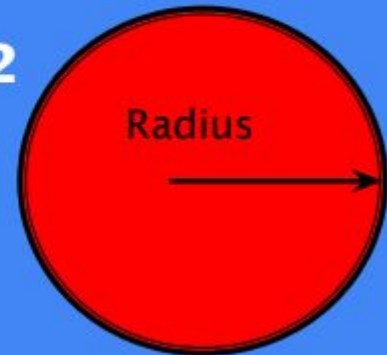


JOHN F KENNEDY  
CATHOLIC SCHOOL

- Write small amounts of information - key points or formulae.
- Try to recall information frequently - flick through flash cards every day.

$$\text{Radius} = \text{diameter} \div 2$$

$$\text{Area} = \pi \times r^2$$




# Memory pictures



JOHN F KENNEDY  
CATHOLIC SCHOOL

Create your own memory picture - stick the facts you want to remember on walls, doors and mirrors!



# Rehearse, rehearse, rehearse

- Complete past papers
- Sparx
- Dr Frost
- Add new facts to your flash cards



JOHN F KENNEDY  
CATHOLIC SCHOOL

